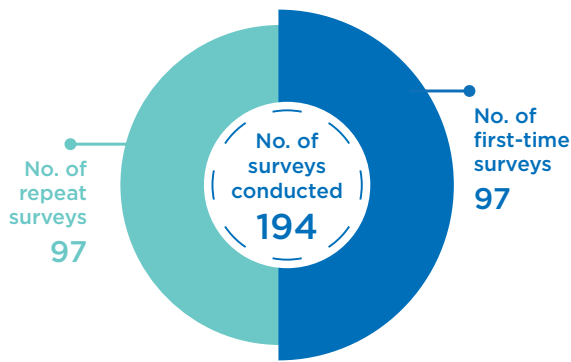


# Perspectives: Your School in Focus

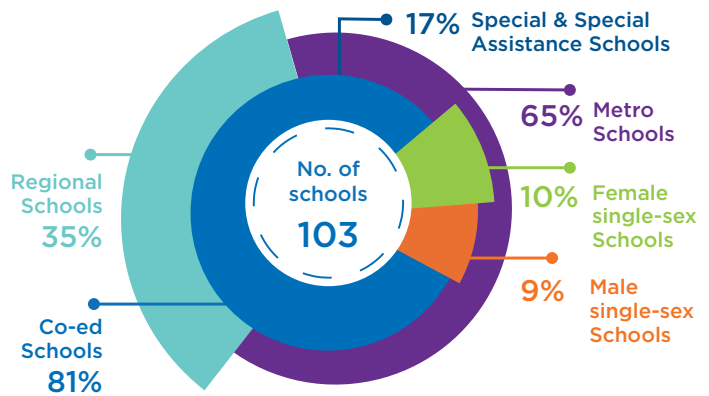
## Demographics and feedback



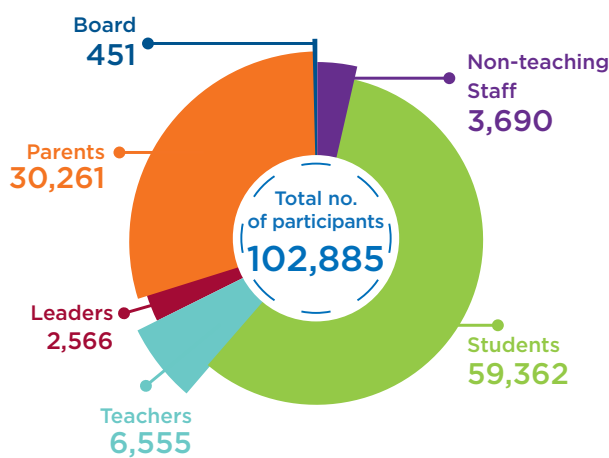
Perspectives



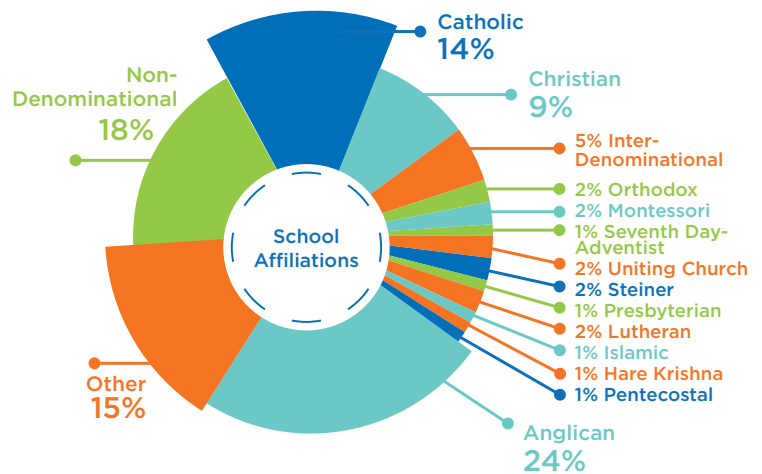
SURVEYS CONDUCTED



DEMOGRAPHICS



RESPONDENTS



AFFILIATIONS

## FEEDBACK FROM SCHOOL LEADERS

Schools that use the *Perspectives: Your school in focus* survey engage in a two-hour Data Interpretation session with a consultant from The Evidence Institute. Evaluative feedback from 703 senior leaders reveals:



Usefulness of information in *Perspectives* data

**91%** extremely useful or very useful



Usefulness of reports

**91%** extremely useful or very useful



Usefulness of dashboard

**92%** extremely useful or very useful



Impact of Data Interpretation sessions

**92%** a very large extent or large extent



Relevance of Data Interpretation to school priorities

**93%** a very large extent or large extent

## ACTIONS TAKEN BY LEADERS



Focus areas chosen for specific investigation



Communication plans developed



Data validation processes



Strategic planning processes

If you are interested in using the *Perspectives* suite of surveys contact The Evidence Institute via [evidence@aisnsw.edu.au](mailto:evidence@aisnsw.edu.au) or Tiffany Roos, Director: The Evidence Institute at [troos@aisnsw.edu.au](mailto:troos@aisnsw.edu.au) or 02 9299 2845.