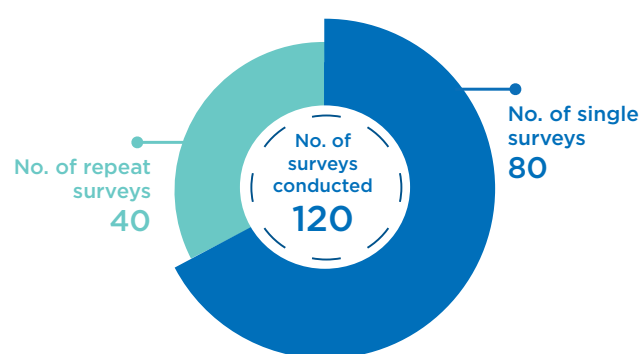


# FEEDBACK FROM SCHOOL LEADERS

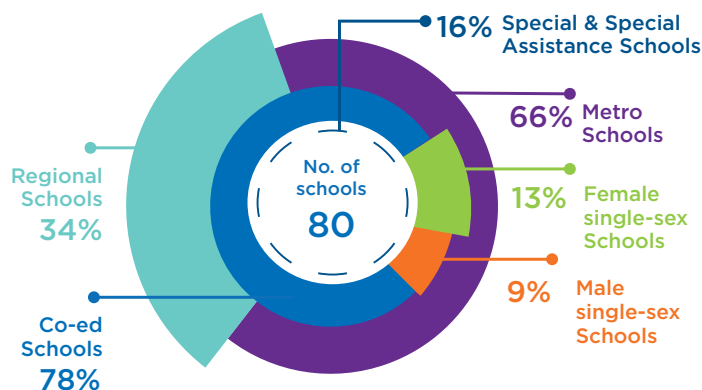


Perspectives

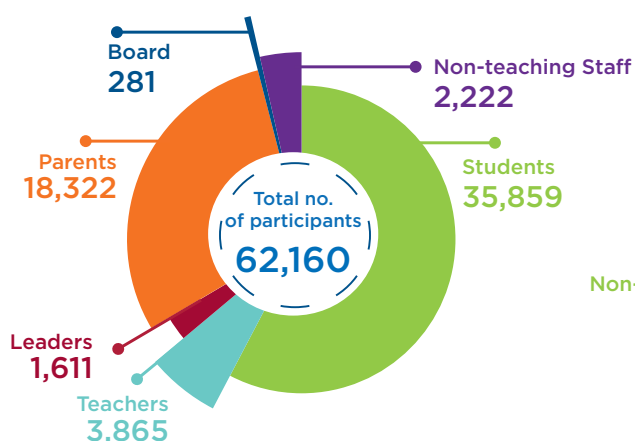
Schools that use the *Perspectives: Your school in focus* survey engage in a two-hour Data Interpretation session with a consultant from The Evidence Institute. Evaluative feedback from 335 senior leaders reveals:



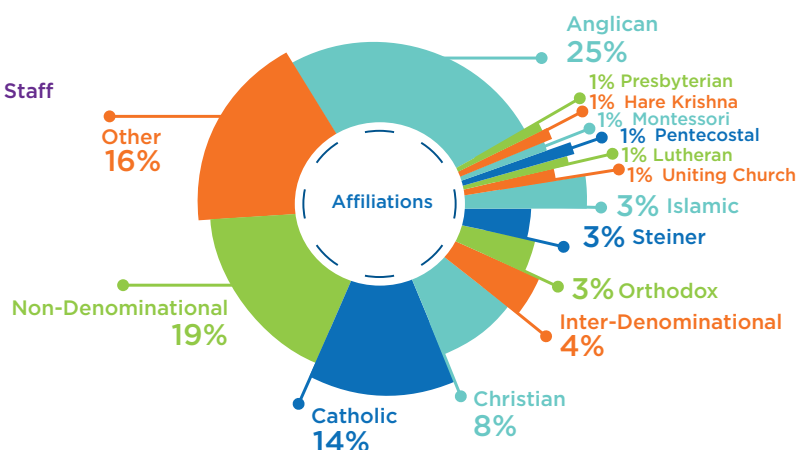
SURVEYS CONDUCTED



DEMOGRAPHICS



RESPONDENTS



PHILOSOPHY / RELIGIOUS AFFILIATION



Usefulness of information in *Perspectives* data

**89%** extremely useful or very useful



Usefulness of reports

**86%** extremely useful or very useful



Usefulness of dashboard

**86%** extremely useful or very useful



Impact of Data Interpretation sessions

**88%** a very large extent or large extent



Relevance of Data Interpretation to school priorities

**90%** a very large extent or large extent

## Actions taken by leaders



If you are interested in using the *Perspectives* suite of surveys contact The Evidence Institute via [evidence@aisnsw.edu.au](mailto:evidence@aisnsw.edu.au) or Tiffany Roos, Director: The Evidence Institute at [troos@aisnsw.edu.au](mailto:troos@aisnsw.edu.au) or 02 9299 2845.