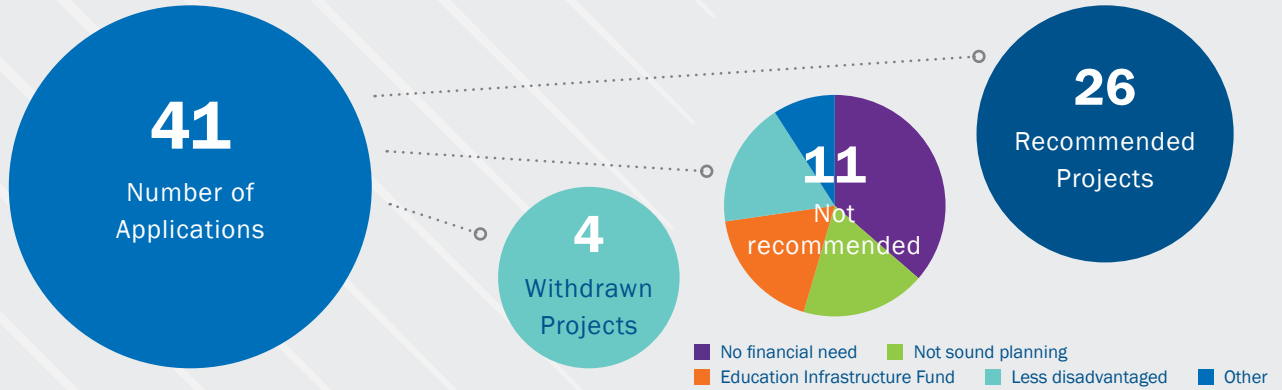


## Application Overview



## Funding Overview

### APPLICATIONS

School Contribution \$90,879,259  
Requested Grants \$36,624,362

**\$127,503,641**

Total Cost Projects

### RECOMMENDED PROJECTS

School Contribution \$57,072,230  
Recommended Grants \$16,660,000

**\$73,732,330**

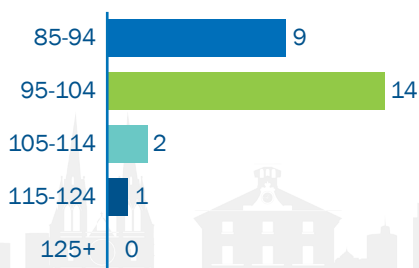
Total Cost Projects

## Grant Funding by School Location

Projects	26	12	Metro
		14	Non Metro
Recommended Grants	\$16,660,000	\$8,205,000	Metro
		\$8,455,000	Non Metro

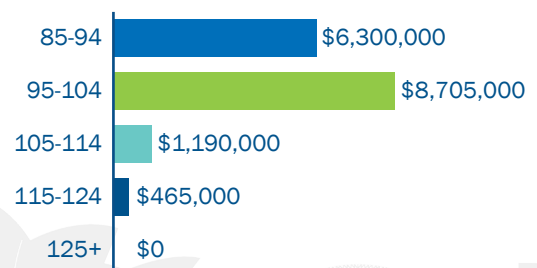
## Projects by SES Band

Total = 26

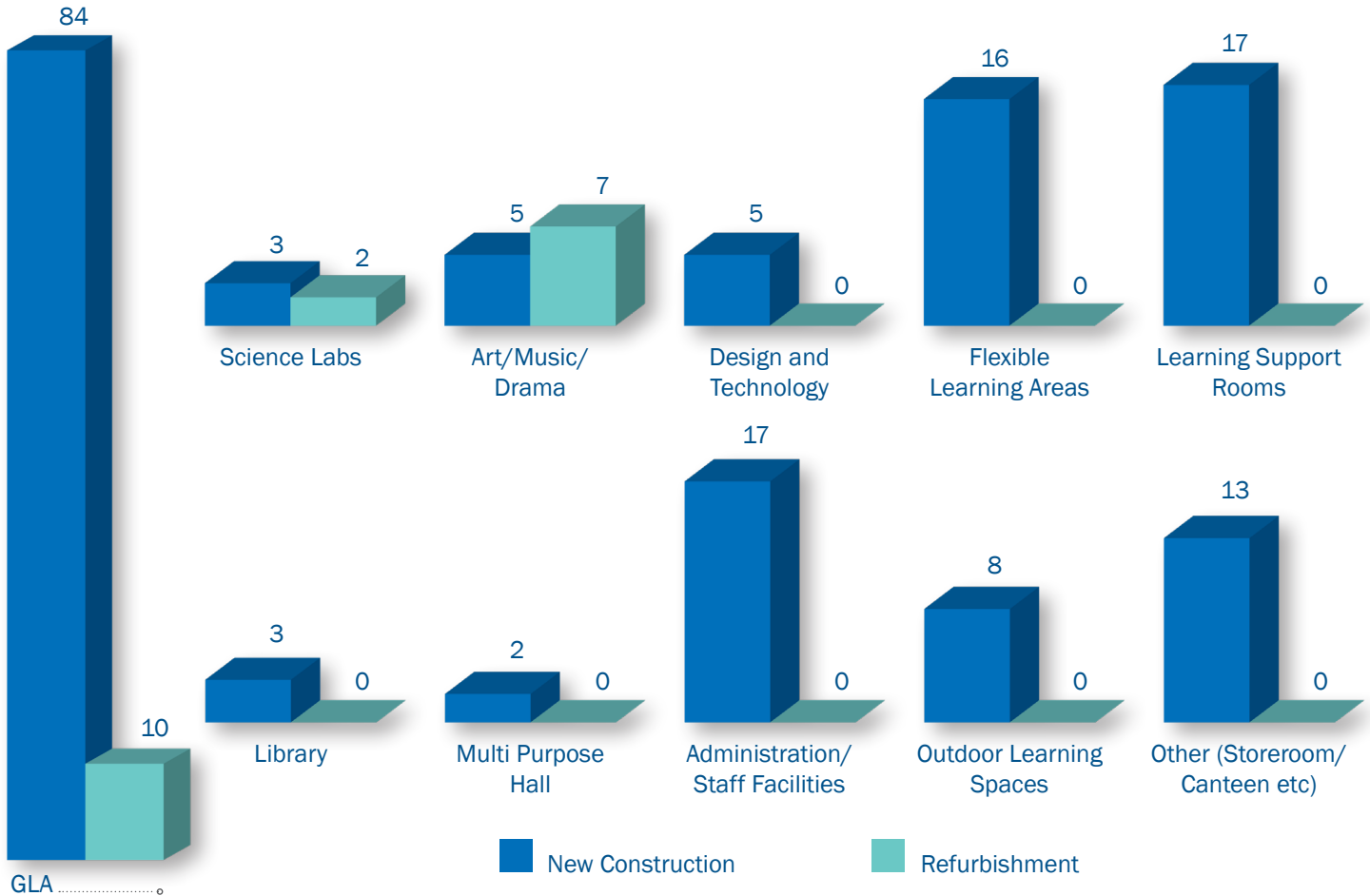


## Grant Funding by SES Band

Total = \$16,660,000



**Facilities Recommended**



**Grants and Growth by SES**

	No of Schools	Total Cost	School Contribution	Grant	Student Growth 2019-2022
94 or less	9	\$24,374,467	\$18,074,467	\$6,300,000	644
95-104	14	\$35,513,988	\$26,808,988	\$8,705,000	916
105-114	2	\$13,146,739	\$11,956,739	\$1,190,000	65
115-124	1	\$697,136	\$232,136	\$465,000	47
125 or greater	0	\$0	\$0	\$0	0
<b>TOTAL</b>	<b>26</b>	<b>\$73,732,330</b>	<b>\$57,072,330</b>	<b>\$16,660,000</b>	<b>1,672</b>

