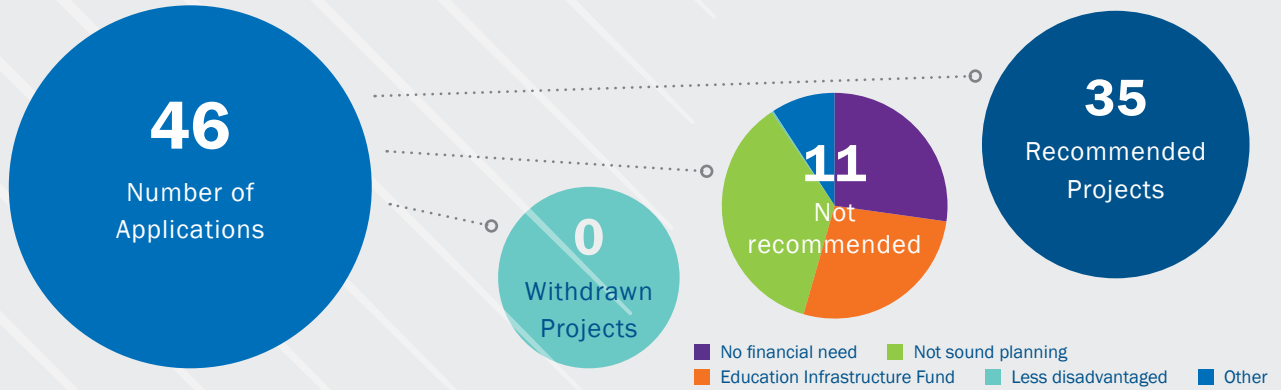


## Application Overview



## Funding Overview

### APPLICATIONS

School Contribution \$129,318,496  
Requested Grants \$46,100,420

**\$175,418,916**

Total Cost Projects

### RECOMMENDED PROJECTS

School Contribution \$80,646,830  
Recommended Grants \$22,790,000

**\$103,436,830**

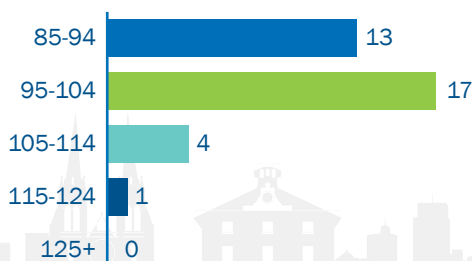
Total Cost Projects

## Grant Funding by School Location

Projects	35	12 Metro	23 Non Metro
Recommended Grants	\$22,790,000	\$7,400,000 Metro	\$15,390,000 Non Metro

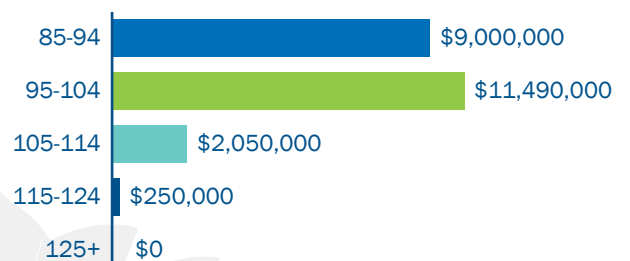
## Projects by SES Band

Total = 35

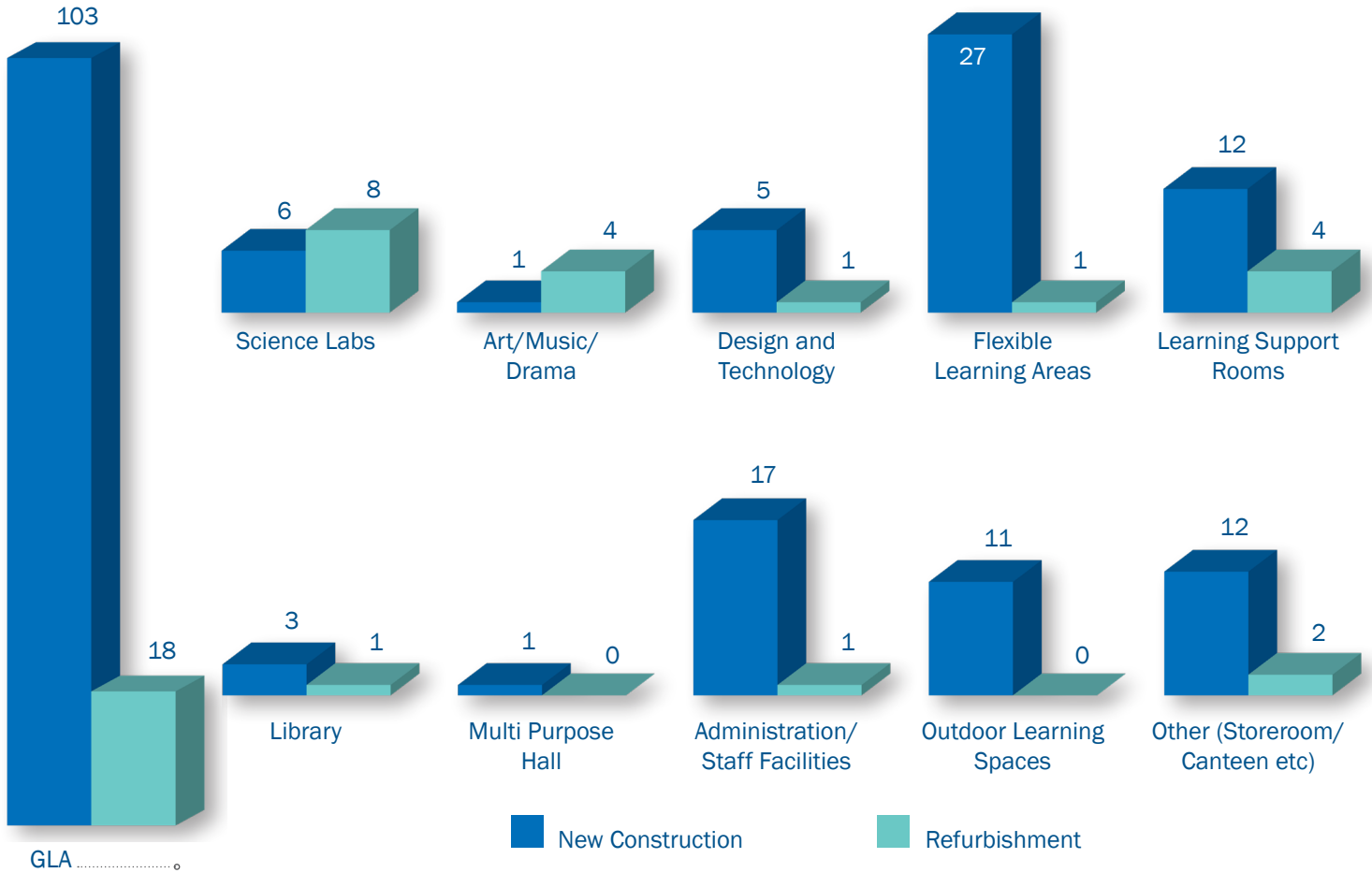


## Grant Funding by SES Band

Total = \$22,790,000



**Facilities Recommended**



**Grants and Growth by SES**

	No of Schools	Total Cost	School Contribution	Grant	Student Growth 2019-2022
94 or less	13	\$45,397,890	\$36,397,890	\$9,000,000	1,002.5
95-104	17	\$49,724,918	\$38,234,918	\$11,490,000	1,345
105-114	4	\$7,964,022	\$5,914,022	\$2,050,000	221
115-124	1	\$350,000	\$100,000	\$250,000	60
125 or greater	0	\$0	\$0	\$0	0
<b>TOTAL</b>	<b>35</b>	<b>\$103,436,830</b>	<b>\$80,646,830</b>	<b>\$22,790,000</b>	<b>2,628.5</b>

